

Acronis

#CyberFit Notebook (Wiro)

Production Checklist

- ✓ Use the Acronis Navy Blue color — Pantone 282C / CMYK 100 87 41 47 / RAL 5011. For uncoated paper use Pantone 282U
- ✓ Follow the branding placement provided on pages two and three when producing the item in different sizes
- ✓ Maintain the original proportions and positioning of the provided logos
- ✓ Send a digital color proof before production, to approve placement
- ✓ Send high quality photos or test prints before production, to approve quality


Previews (top binding)

Application: PRINT



Front

A4




Back

A5



Front




Back

A6



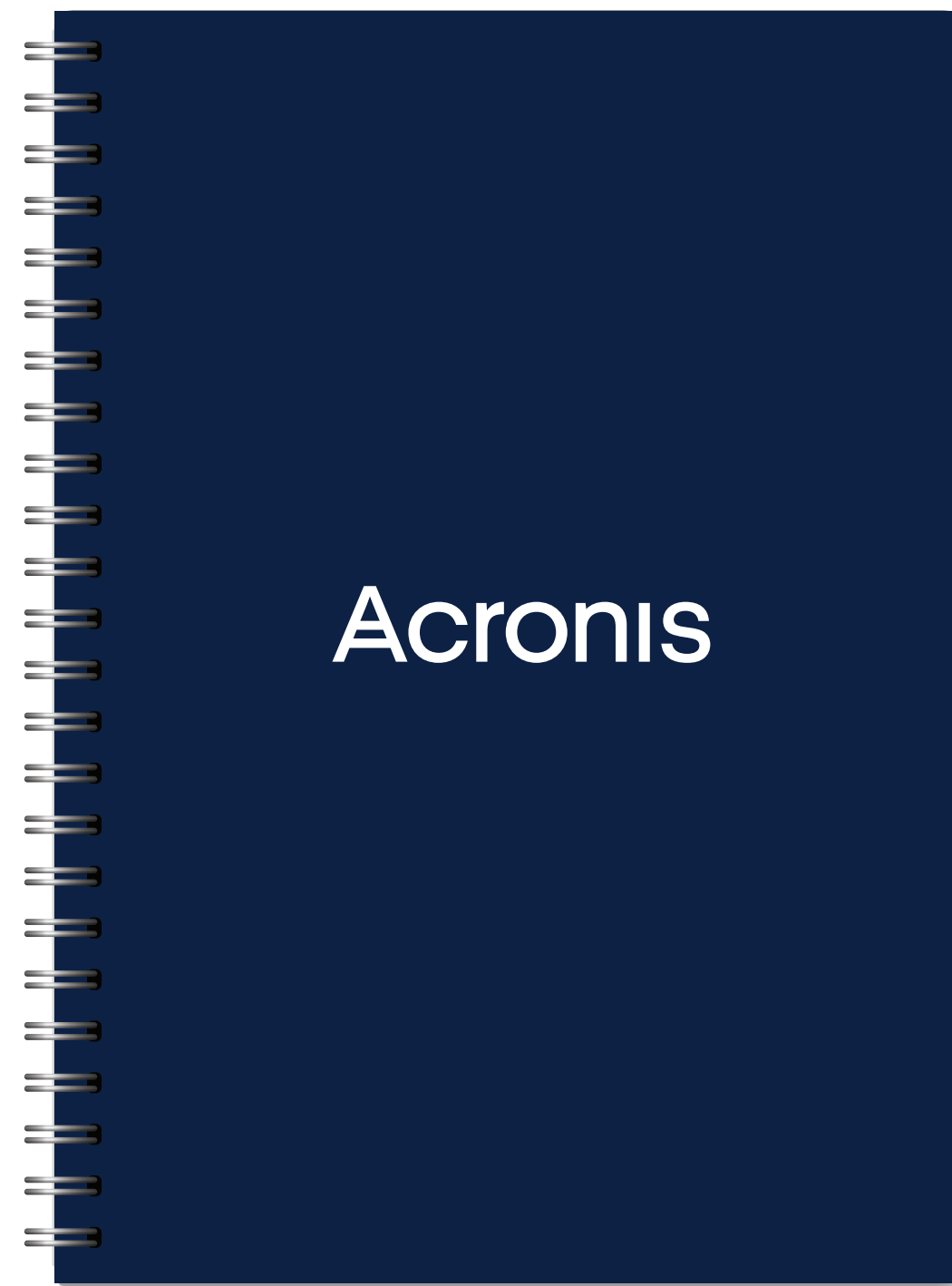
Front




Back

Previews (side binding)

Application: PRINT



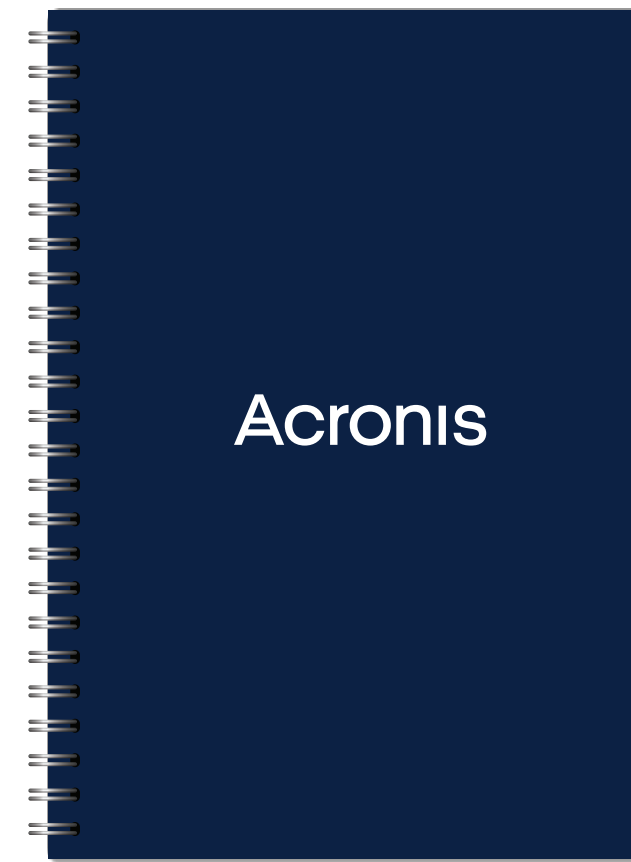
Front



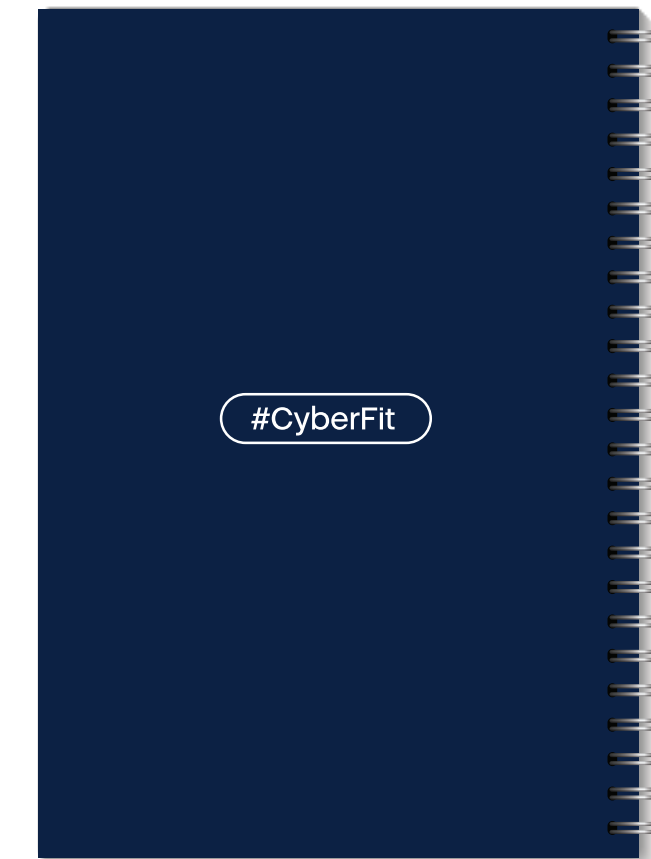
Back

A4

A5

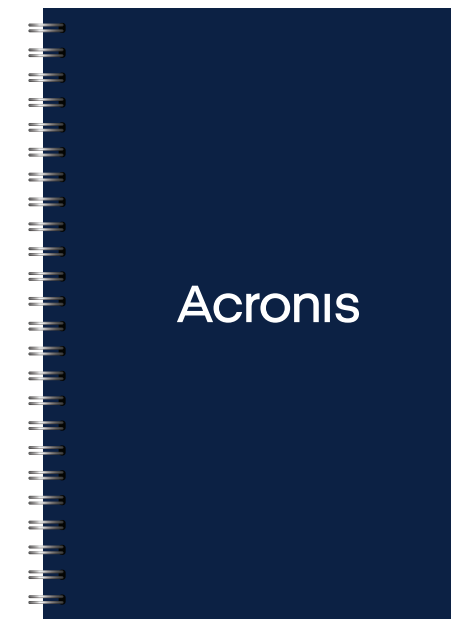


Front




Back

A6




Front



Back

Acronis





#CyberFit

Acronis



Acronis


#CyberFit



Acronis

#CyberFit

#CyberFit



A6 (Front), side binding

Acronis

■ Comments layer, do not print



Acronis

[#CyberFit](#)




Acronis

[#CyberFit](#)

A6 (Back), side binding

#CyberFit

■ Comments layer, do not print




A4 (Front), top binding

Acronis




A4 (Back), top binding

#CyberFit




A5 (Front), top binding

Acronis




Acronis

#CyberFit



A5 (Back), top binding

[#CyberFit](#)



A6 (Front), top binding


Acronis

■ Comments layer, do not print



Acronis

#CyberFit



A6 (Back), top binding

#CyberFit

■ Comments layer, do not print